


Product Environmental Profile

Rack Rail Kit



Product Environmental Profile – PEP

Product overview

The main purpose of the Rack Rail Kit product range is to provide the support structure for attaching APC Uninterruptible Power Supplies (UPSs) into Racks and Enclosures.

The functional unit: provision of support for an UPS unit (weighing between 13 kg to 110 kg) within a server rack or enclosure for 20 years

This range consists of rack rail kits supporting 13 kg to 110 kg UPSs at a minimum to 110 kg to 150 kg UPSs at a maximum. Products included in the Range are: SURTRK(X), SRTRK(X), IBMRK(X), RWRTRK(X), NECRTRK(X) where X is a number between 1-20, AP9625, SRAILKIT, SPRK60KG-2U, SPRK100KG-3U, 0H-0315, 0M-1012A, 0J-0M-1012A, 0J-0082, 0J-0083, 0M-1876.2, 0M-8208, 0M-8833A and RWDR001.

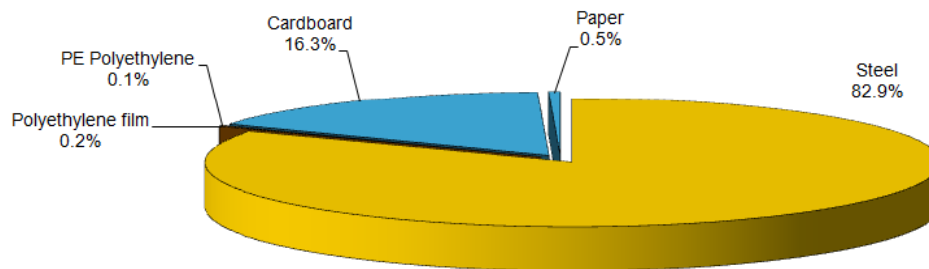
The representative product used for the analysis is the Smart-UPS Rail Kits (SURTRK).

The environmental impacts of this referenced product are representative of the impacts of the other products of the range which are developed with a similar technology.

The environmental analysis was performed in conformity with ISO 14040.

Constituent materials

The mass of the product range is from 3,000 g and 6,925 g including packaging. It is 5,657 g for the Smart-UPS Rail Kits (SURTRK). The constituent materials are distributed as follows:



Substance assessment

Products of this range are designed in conformity with the requirements of the European RoHS Directive 2011/65/EU and do not contain, or only contain in the authorised proportions, lead, mercury, cadmium, hexavalent chromium or flame retardants (polybrominated biphenyls - PBB, polybrominated diphenyl ethers - PBDE) as mentioned in the Directive

Details of ROHS and REACH substances information are available on the Schneider-Electric [Green Premium website](http://www2.schneider-electric.com/sites/corporate/en/products-services/green-premium/green-premium.page) . (<http://www2.schneider-electric.com/sites/corporate/en/products-services/green-premium/green-premium.page>)

Manufacturing

The Rack Rail Kit product range is manufactured at a Schneider Electric production site on which an ISO14001 certified environmental management system has been established.

Distribution

Product Environmental Profile – PEP

The weight and volume of the packaging have been optimized, based on the European Union's packaging directive. The Smart-UPS Rail Kits packaging weight is 989 g. It consists of list 952 g cardboard, 23 g paper and 14 g polyethylene.

The product distribution flows have been optimised by setting up local distribution centres close to the market areas.

Use

The products of the Rack Rail Kit product range do not generate environmental pollution (noise, emissions) requiring special precautionary measures in standard use.

This product does not consume electrical power

The product range does not require special maintenance operations.

End of life

At end of life, the products in the Rack Rail Kit product range have been optimized to decrease the amount of waste and allow recovery of the product components and materials.

This product range doesn't need any special end-of-life treatment. According to countries' practices this product can enter the usual end-of-life treatment process.

The End of Life Instruction document is available for this product range on the Schneider-Electric Green Premium website [Green Premium website](http://www2.schneider-electric.com/sites/corporate/en/products-services/green-premium/green-premium.page)

(<http://www2.schneider-electric.com/sites/corporate/en/products-services/green-premium/green-premium.page>).

The recyclability potential of the products has been evaluated using the "ECO DEEE recyclability and recoverability calculation method" (version V1, 20 Sep. 2008 presented to the French Agency for Environment and Energy Management: ADEME).

According to this method, the potential recyclability ratio without packaging is: 95%.

As described in the recyclability calculation method this ratio includes only metals and plastics which have proven industrial recycling processes.

Environmental impacts

Life cycle assessment has been performed on the following life cycle phases: Materials and Manufacturing (M), Distribution (D), Installation (I) Use (U), and End of life (E).

Modeling hypothesis and method:

- The calculation was performed on Smart-UPS Rail Kits (SURTRK) product.
- Product packaging is included.
- Installation components: no special components included.
- Scenario for the Use phase: this product range is included in the category 3 enclosures of the PSR0005. Assumed service lifetime is 20 years and use scenario does not involve any electricity use or consumables.
- The geographical representative area for the assessment is European and the electrical power model used for calculation is not applicable.
- End of life impacts are based on a worst case transport distance to the recycling plant (1000km)

Product Environmental Profile – PEP

Presentation of the product environmental impacts

Environmental indicators	Unit	For Smart-UPS Rail Kits, Commercial reference SURTRK					
		S = M + D + I + U + E	M	D	I	U	E
Air Acidification (AA)	g H+ eq	3.96E+00	3.81E+00	8.11E-02	0.00E+00	0.00E+00	7.54E-02
Air toxicity (AT)	m³	5.32E+06	5.08E+06	1.21E+05	0.00E+00	0.00E+00	1.12E+05
Energy Depletion (ED)	MJ	1.12E+03	1.11E+03	6.15E+00	0.00E+00	0.00E+00	5.41E+00
Global Warming Potential (GWP)	g CO ₂ eq.	2.02E+04	1.94E+04	4.36E+02	0.00E+00	0.00E+00	3.84E+02
Hazardous Waste Production (HWP)	kg	3.31E-02	3.31E-02	5.40E-07	0.00E+00	0.00E+00	4.75E-07
Ozone Depletion Potential (ODP)	g CFC-11 eq.	2.66E-04	2.65E-04	8.27E-07	0.00E+00	0.00E+00	7.28E-07
Photochemical Ozone Creation Potential (POCP)	g C ₂ H ₄ eq.	2.65E+00	2.45E+00	9.73E-02	0.00E+00	0.00E+00	9.56E-02
Raw Material Depletion (RMD)	Y-1	7.34E-16	7.17E-16	8.92E-18	0.00E+00	0.00E+00	7.85E-18
Water Depletion (WD)	dm³	1.75E+02	1.75E+02	4.53E-02	0.00E+00	0.00E+00	3.99E-02
Water Eutrophication (WE)	g PO ₄ ³⁻ eq.	1.07E+00	1.07E+00	8.11E-04	0.00E+00	0.00E+00	7.14E-04
Water Toxicity (WT)	m³	3.44E+00	3.09E+00	1.87E-01	0.00E+00	0.00E+00	1.64E-01

Life cycle assessment has been performed with the EIME software (Environmental Impact and Management Explorer), version 5 and with its database version CODDE-2015-04.

The manufacturing phase is the life cycle phase which has the greatest impact on the majority of environmental indicators.

This product range benefits from an eco-design process which is utilized in the design of all products. A design scorecard is generated for all new products to assist engineers in deploying eco-design and then comparing the design features of the new product against the previous version of the product. which help reduce its impacts on the environment.

According to this environmental analysis, proportionality rules may be used to evaluate the impacts of other products of this range: Across all impact categories impacts of other products in this family may be proportional extrapolated based on the ratio of the product mass to that of the reference product mass . The impacts for installation and use are zero across all products in the family.

System approach


As the products of the range are designed in accordance with the European RoHS Directive 2011/65/EU, they can be incorporated without any restriction in an assembly or an installation subject to this Directive.

Please note that the values given above are only valid within the context specified and cannot be used directly to draw up the environmental assessment of an installation.

Glossary

Air Acidification (AA)	The acid substances present in the atmosphere are carried by rain. A high level of acidity in the rain can cause damage to forests. The contribution of acidification is calculated using the acidification potentials of the substances concerned and is expressed in mole equivalent of H ⁺ .
Air Toxicity (AT)	This indicator represents the air toxicity in a human environment. It takes into account the usually accepted concentrations for several gases in the air and the quantity of gas released over the life cycle. The indication given corresponds to the air volume needed to dilute these gases down to acceptable concentrations.
Energy Depletion (ED)	This indicator gives the quantity of energy consumed, whether it is from fossil, hydroelectric, nuclear or other sources. It takes into account the energy from the material produced during combustion. It is expressed in MJ.
Global Warming (GW)	The global warming of the planet is the result of the increase in the greenhouse effect due to the sunlight reflected by the earth's surface being absorbed by certain gases known as "greenhouse-effect" gases. The effect is quantified in gram equivalent of CO ₂ .
Hazardous Waste Production (HWP)	This indicator quantifies the quantity of specially treated waste created during all the life cycle phases (manufacturing, distribution and utilization). For example, special industrial waste in the manufacturing phase, waste associated with the production of electrical power, etc. It is expressed in kg.
Ozone Depletion (OD)	This indicator defines the contribution to the phenomenon of the disappearance of the stratospheric ozone layer due to the emission of certain specific gases. The effect is expressed in gram equivalent of CFC-11.
Photochemical Ozone Creation (POC)	This indicator quantifies the contribution to the "smog" phenomenon (the photochemical oxidation of certain gases which generates ozone) and is expressed in gram equivalent of ethylene (C ₂ H ₄).
Raw Material Depletion (RMD)	This indicator quantifies the consumption of raw materials during the life cycle of the product. It is expressed as the fraction of natural resources that disappear each year, with respect to all the annual reserves of the material.
Water Depletion (WD)	This indicator calculates the volume of water consumed, including drinking water and water from industrial sources. It is expressed in dm ³ .
Water Eutrophication (WE)	Eutrophication is a natural process defined as the enrichment in mineral salts of marine or lake waters or a process accelerated by human intervention, defined as the enrichment in nutritive elements (phosphorous compounds, nitrogen compounds and organic matter). This indicator represents the water eutrophication of lakes and marine waters by the release of specific substances in the effluents. It is expressed in grams equivalency of PO43-(phosphate).
Water Toxicity (WT)	This indicator represents the water toxicity. It takes into account the usually accepted concentrations for several substances in water and the quantity of substances released over the life cycle. The indication given corresponds to the water volume needed to dilute these substances down to acceptable concentrations.

PEP achieved with Schneider-Electric TT01 V10 and TT02 V22 procedures in compliance with ISO14040 series standards

Registration N° : SCHN-2015-164		Applicable PCR : PEP-PCR-ed 2.1-EN-2012 12 11 completed by PSR-0005-ed1-EN-2012 12 11	
Verifier accreditation N° : VH08		Program information: www.pep-ecopassport.org	
Date of issue: 12-2015		Period of validity: 4 years	
Independent verification of the declaration and data, according to ISO 14025:2006			
Internal	X	External	
In compliance with ISO 14025:2006 type III environmental declarations			
PCR review was conducted by an expert panel chaired by J. Chevalier (CSTB).			
The elements of the actual PEP cannot be compared with elements from another program.			

Schneider Electric Industries SAS

35, rue Joseph Monier
CS 30323
F- 92506 Rueil Malmaison Cedex
RCS Nanterre 954 503 439
Capital social 896 313 776 €

www.schneider-electric.com

This document was created with Win2PDF available at <http://www.win2pdf.com>.
The unregistered version of Win2PDF is for evaluation or non-commercial use only.
This page will not be added after purchasing Win2PDF.